

# NSC Safety System Assessment

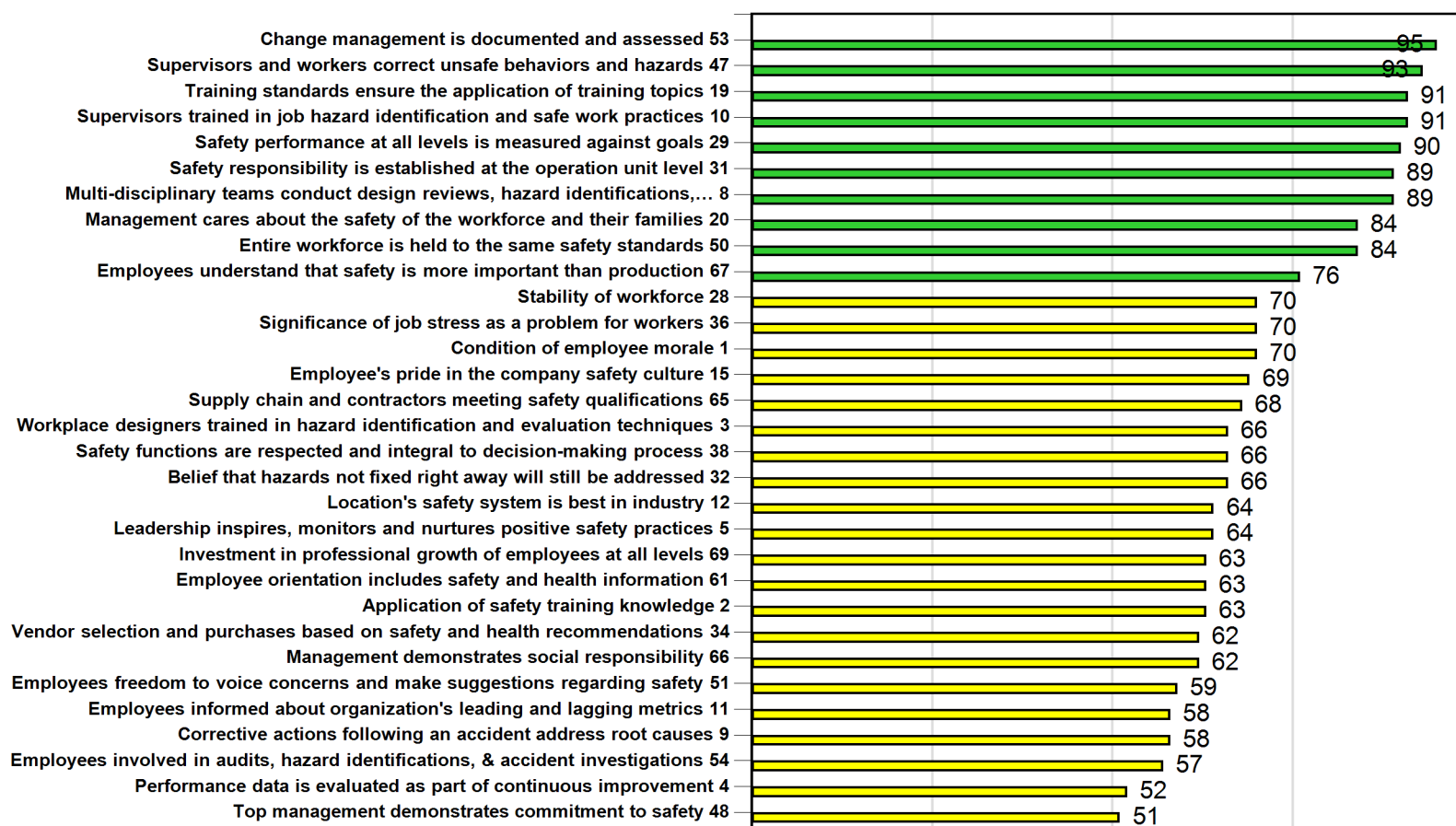
POWERED BY NSC NAVIGATOR

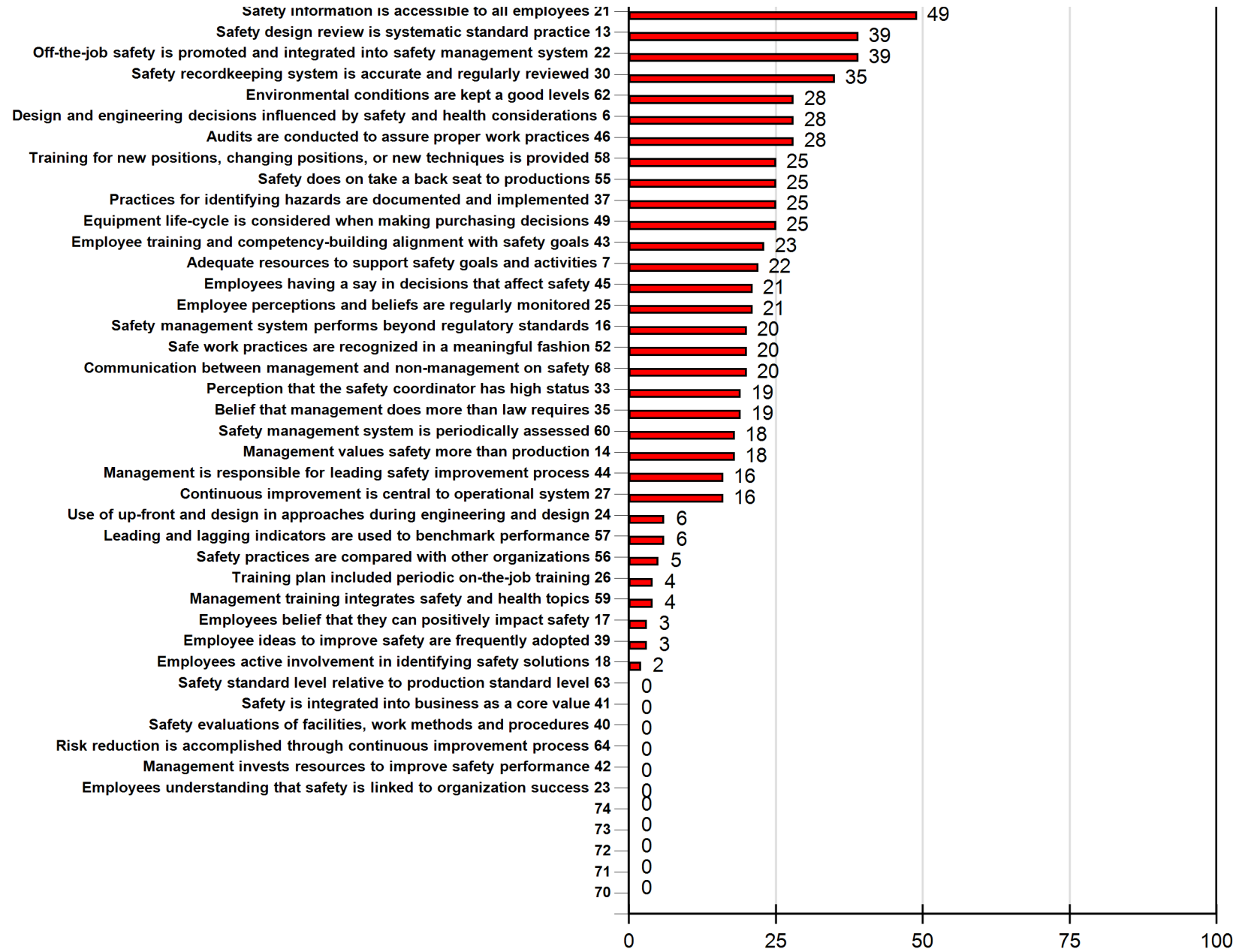
Your responses to each of the 69 questions in the NSC Safety System Assessment were compared with a NSC database of more than 500 organizations that have also completed the same assessment. Percentile scores calculated from this comparison are shown in the figure below. Possible percentile scores have a theoretical range from 0 to 100, with 0 representing the lowest score in the database and 100 representing the highest. For example, a percentile score of 50 indicates that half of the organizations in the NSC database reported a lower response score than your company.

Items with the highest response scores do not necessarily have the highest percentile scores. Since some statements tend to be answered more positively or negatively than others, comparing results against the NSC database automatically adjusts for the varying difficulty of the various survey statements.

Components in the figure below are listed in order of decreasing percentile score. At the top of the table are components that are more highly ranked according to your self-assessment compared with responses from other organizations. Components at the bottom of the table are those that were evaluated less positively compared with responses from other establishments. Components with identical percentile scores are ordered by average response from best to worst.

**Your Percentile scores for NSC Safety System Assessment**  
**NSC**





A percentile score expresses the percentage of locations in the NSC Database with lower average response. The percentile score range is from 0 to 100

## Percentile scores as related to the pillars of the Journey

On the Journey to Safety Excellence four pillars define the most significant strategies for protecting employees and enhancing organizational performance. Your self-assessment response scores are reported for the 8 program assessment categories that map to the four pillars.

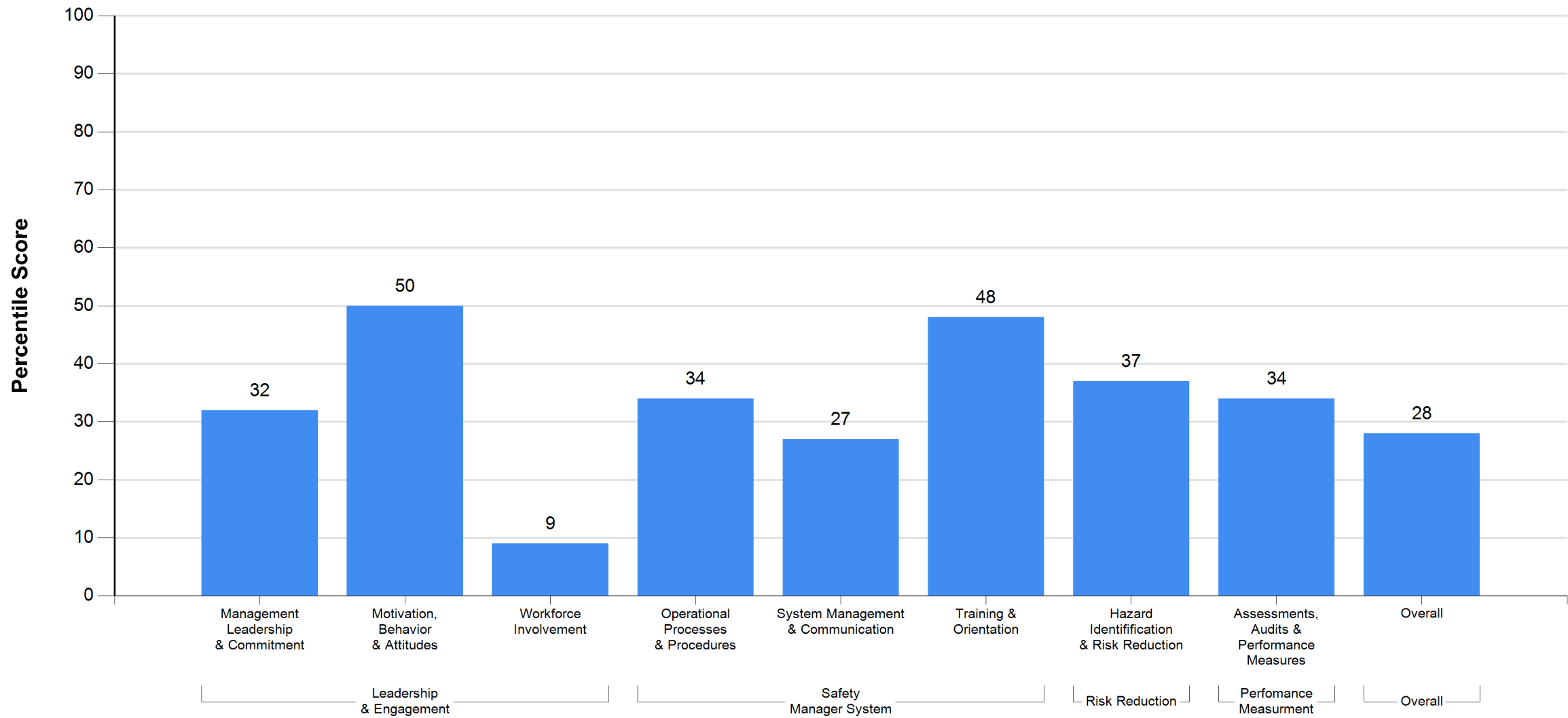
**Leadership and employee engagement:** Leaders foster a culture where safety is fully integrated in the business and is a core value where all employees are engaged and share responsibility. All possible assessment categories include 'Management Leadership & Commitment', 'Motivation, Behavior, & Attitudes', and 'Workforce Involvement.'

**Safety management systems:** A strong safety management system is a framework of processes and procedures to ensure that work tasks are completed safely to achieve objectives. All possible assessment categories include 'Operational Processes & Procedures', 'System Management & Communication' and 'Training & Orientation.'

**Risk reduction:** Risk is the combination of the probability of an event and the severity of the injury that may result. Risk is always present in the workplace and those organizations who actively strive to reduce it will outperform those who do not. Assessment category is 'Hazard Identification & Risk Reduction.'

**Performance measurement:** To manage improvement, it is essential to have measurable goals to track performance, looking at leading and lagging indicators and how they are related. Assessment category is 'Assessments, Audits & Performance Measures.'

## Your Percentile Scores by Program Category NSC



### Next steps

Move forward on your Journey to Safety Excellence! For further analysis of your safety system, NSC offers in depth employee perception surveys as well as consulting services to help make your results not only meaningful, but actionable. Find out more when you visit [nsc.org/surveys](https://nsc.org/surveys).

## **Additional resources**

Visit [nsc.org/members\\_get\\_more](https://nsc.org/members_get_more) to see why more than 51,000 members have joined NSC. As an NSC member, you can take advantage of resources designed to guide you and help keep your employees safe. Member-exclusive benefits include FREE publications, tools and resources as well as discounts on events, products, publications, training and more!

Visit [nsc.org/surveyexpress](https://nsc.org/surveyexpress) to learn how to engage your entire organization in safety improvement. Start with NSC Safety Barometer, an affordable and accurate perception survey, to take a snapshot of how your organization's safety management system is operating today.

Visit [nscnavigator.com](https://nscnavigator.com) to learn about safety management solution, NSC Navigator, a highly adaptable web-based program that allows you to measure your safety performance, tracking areas of improvement as well as successes. This program engages employees at every level, giving them the ability to enter hazards, near misses and incidents into a centralized database. Immediately actionable, this database creates reports that expedite the correction of hazards and reduction of risk, ensuring a safer workplace.

Visit [nsc.org/employer](https://nsc.org/employer) to get ideas and tools to improve employee wellness on and off the job at the NSC Employer Resource Center.

Visit [nsc.org/webinars](https://nsc.org/webinars) to attend NSC presentations on current topics such as workplace safety tools, first aid best practices, remote worker management and much more.

Visit [nsc.org/family](https://nsc.org/family) to find out how you can use NSC publications to promote balance and wellness in the lives of your employees and improve their outlook, health and productivity.

Visit [nsc.org/training](https://nsc.org/training) to take advantage of online, onsite and classroom training.

Visit [nsc.org/institutelibrary](https://nsc.org/institutelibrary) and create a login for the Campbell Institute library to access a wealth of best practice articles.

We look forward to helping you continue on your Journey to Safety Excellence!