



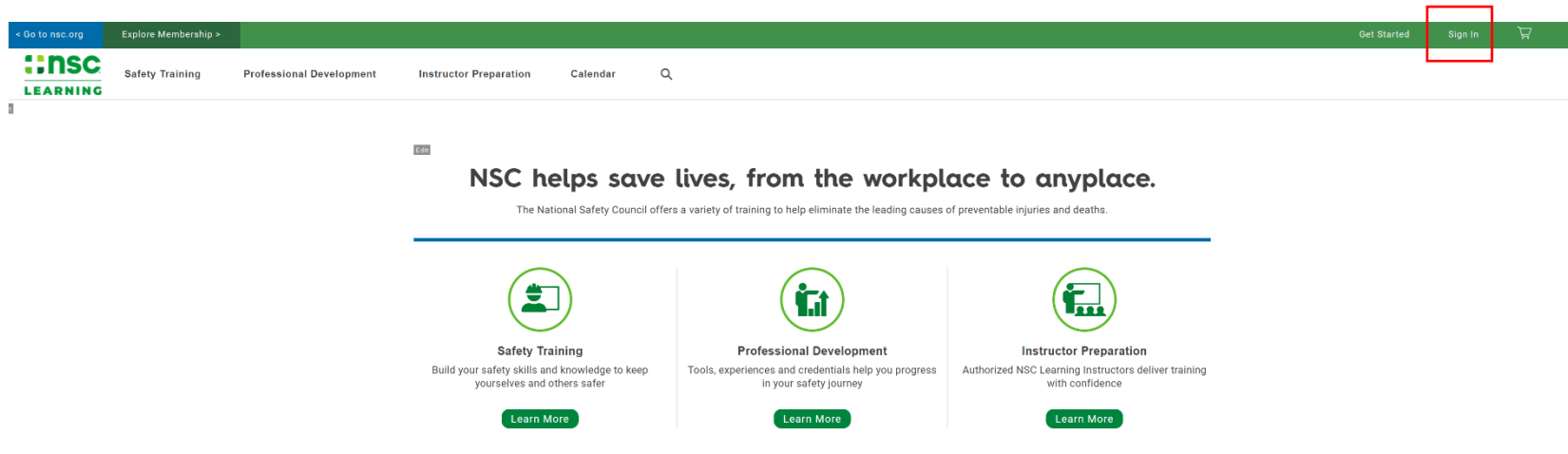
Step-by-step instructions to access and download Work Zone multimedia on a computer

Only active, currently credentialed Work Zone Instructors can download and NSC Work Zone multimedia.
All NSC Work Zone multimedia and all content therein is copyrighted by National Safety Council.

Duplicating, copying, or sharing any form of NSC intellectual property without the expressed written permission by NSC is a violation of international law.

Go to <https://learn.nsc.org>

Click the “Sign In” button (top right):



Login / Create Account / Forgot Password



Store Home

Products ▾

Contact Us

nsc.org

HOME / LOGIN

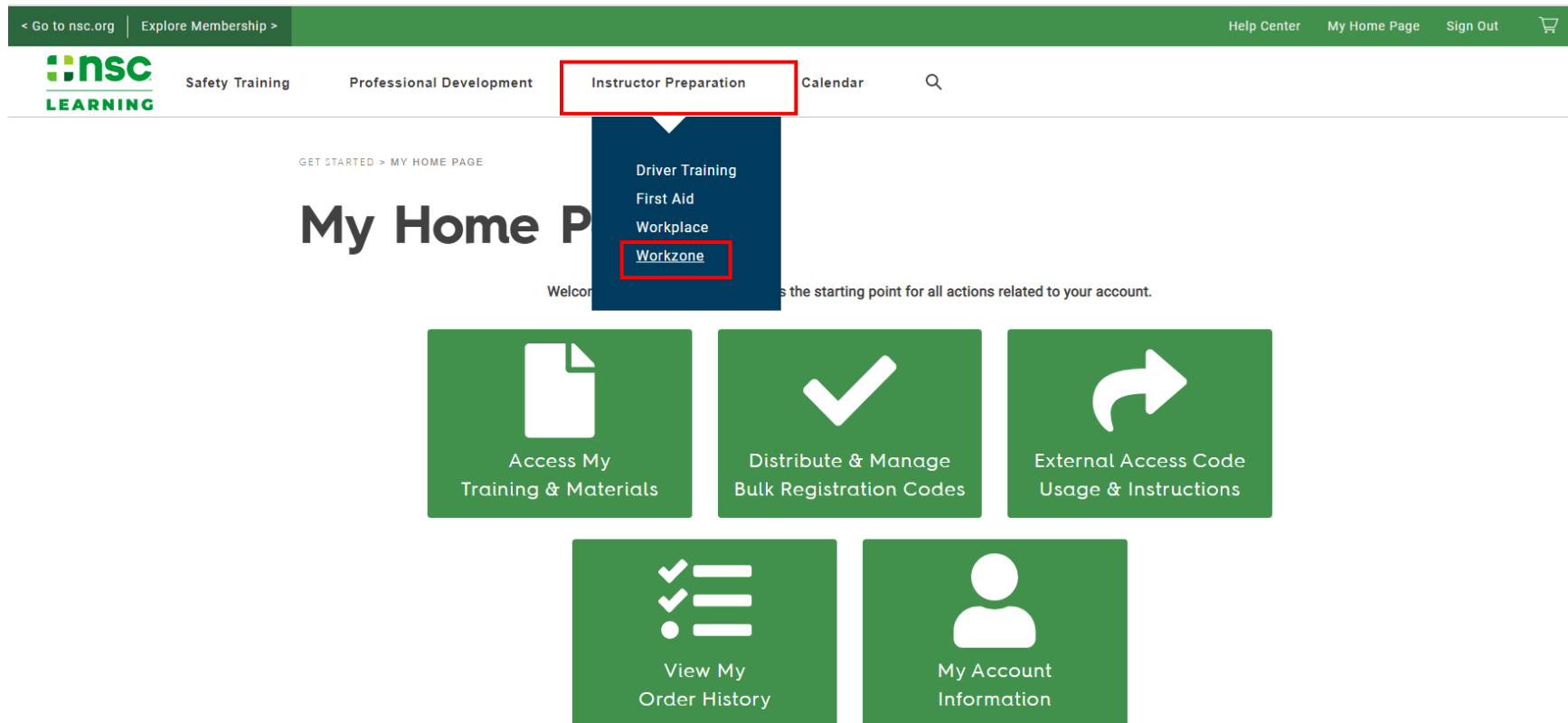
NSC NEW CUSTOMERS/MEMBERS

By creating an account you will be able to access your exclusive member resources. You will also be able to move through the checkout process faster, store multiple shipping addresses, view and track your orders in your account and more.

EXISTING NSC CUSTOMER/MEMBER

If you have an account, please log in.

Once logged in, **hover over “Instructor Preparation”** and **Click “Workzone”** from the drop down menu




Any Instructor Materials available for the Instructor to download will be listed
Click the “Add to Cart” button; you may browse back to the list and add another or finish one at a time

GET STARTED > PRODUCT CATALOG

Product Catalog

Order By Date 

Filter Search Edit

keyword 

Instructor Preparation

Driver Training

First Aid

Workplace

Workzone

Professional Development

Advanced Safety Certificate

BCSP Certification Prep

Displaying 1-3 of 3

Name	Date	Price	
Instructor Materials for Work Zone Flagger 4th Edition - Complimentary Used to download and install instructor materials onto a computer or USB Drive.	N/A	\$0.00	Add to Cart
NSC Instructor Authorization for Flagger Training, 4th Edition - NON-MEMBER NSC Instructor Authorization for Flagger Training, 4th Edition	N/A	\$749.00	Add to Cart
Work Zone Technician Instructor Development Course - NON-MEMBER Work Zone Technician Instructor Development Course	N/A	\$1,990.00	Add to Cart

You will be taken to the shopping cart; **Verify quantity and Click “Next”** (you will not be charged)

GET STARTED > SHOPPING CART

Shopping Cart

Registration Options

1. **Myself** - Use this option to purchase training you will take (this option is only available for a quantity of 1)
2. **By Code** - You will invite people to register by entering your and/or others eMail addresses in NSC Learning (available for a quantity of 1 or more)

Item Description	Quantity	Register	Amount	Sub Total	Remove
Instructor Materials for Work Zone Flagger 4th Edition - Complimentary Registering: Myself	1	Myself <input type="text"/>	\$0.00	\$0.00	<input type="checkbox"/>

IMPORTANT! Before clicking **Next**, verify the **Register** column indicates “**Myself**” **ONLY** if you mean to register yourself and **NOT** anybody else. You will not be able to change this after completing your purchase.

Update

Next

On the Order Confirmation screen, **click the “My Training & Materials” button**
Launch the items one at a time and follow the instructions carefully.

GET STARTED > PAYMENT METHOD

Order Confirmed

Your order has been processed. Your order number is: 363624

[Click here](#) to view a printable invoice of this order.

Your order includes access to training or electronic materials.

To access these items in the future click the "My Home Page" link (login if prompted) and then click on "My Training & Materials."

To access these items now, click the following button

[My Training & Materials](#)

Choose “Select” next to the course materials to be downloaded

GET STARTED > MY HOME PAGE > MY TRAINING & MATERIALS

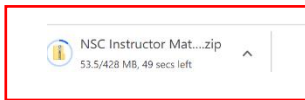
My Training & Materials

Below is a list of items you have purchased. If you have questions regarding your access, please contact support.

Instructor Materials for Work Zone Flagger 4th Edition	Select
NSC Instructor Authorization for Flagger Training, 4th Edition	Select
NSC Instructor Authorization for Flagger Training, 4th Edition - MEMBER 06/21/2022 8:00 AM - 5:00 PM CST (Classroom) 1121 Spring Lake Drive Itasca, IL 60143	Select
NSC Instructor Transition to Flagger Training, 4th Edition	Select
Principals of Occupational Safety and Health (POSH), 4th Edition Virtual 4-Day Course - Session 06/27/2022 06/27/2022 9:00 AM - 5:00 PM CST (Virtual), Recurs Daily 4 times	Select
Work Zone Technician Instructor Development Course - Session 06/23/2022 (Price Missing - DO NOT USE) 06/23/2022 8:00 AM - 5:00 PM CST (Classroom) 1121 Spring Lake Drive Itasca, IL 60143	Select

Please read the instructions carefully, and **click “View/Download” link**

The screenshot shows the NSC Learning website interface. At the top, there is a navigation bar with the NSC Learning logo and menu items: Safety Training, Professional Development, Instructor Preparation, and Calendar. Below the navigation bar, a breadcrumb trail reads: GET STARTED > MY HOME PAGE > MY TRAINING & MATERIALS > INSTRUCTOR MATERIALS FOR WORK ZONE FLAGGER 4TH EDITION. The main heading is "Instructor Course Materials Download and Physical Material Requests". Below the heading, a message states: "You have been granted access to retake this course. Click here to archive your previous attempt and restart this course. Everything you need to teach...". A table with two columns, "Course Item" and "Status", is displayed. The first row shows a folder icon, the text "Click 'View/Download' to the right and... 'NSC Instructor Materials for Flagger Training 4th Ed.zip' will be downloaded to your device", and the status "Complete". A red box highlights the "View / Download" link in the "Status" column. Below the table, instructions state: "Once the download is complete, click the '+' to expand each topic below for further instructions:". A list of expandable topics follows: "Download to Computer", "Download to USB Thumb Drive", "Request Physical Materials" (with a note: "Please note: Redeeming your Instructor Manual VitalSource code and downloading the Presentation and Resources file provides you with all the Instructor Materials for this course. You do NOT need to purchase anything more."), "Using Your Instructor Materials", and "Frequently Asked Questions". At the bottom of the page, a message with an information icon says: "You have completed this activity!".

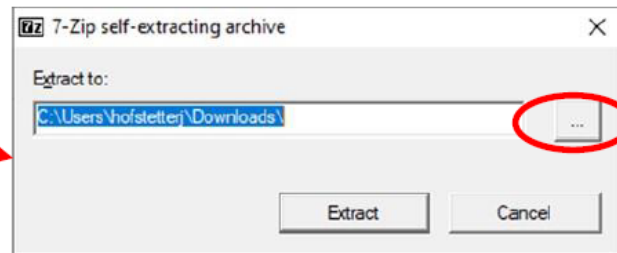


Downloaded file will appear here

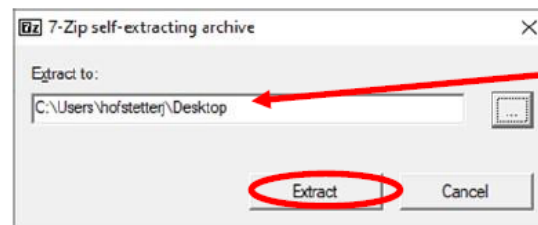
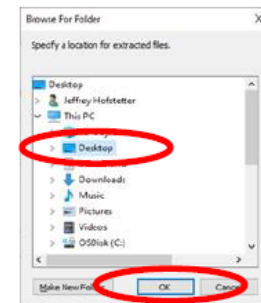
DOUBLE CLICK the downloaded ZIP file...

It may take a couple minutes while ZIP runs

1) Eventually, this dialog will appear



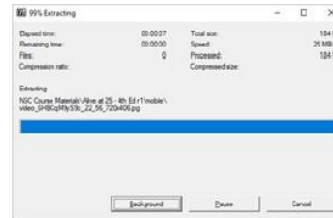
2) Click ellipses button to extract multimedia on *Desktop




3) Choosing Extract will build multimedia folder onto your desktop

Note: you can install the multimedia wherever you chose but on your Desktop is easiest to find

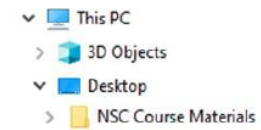
DDC multimedia will extract the files



If you chose to install on your Desktop, an “NSC Course Materials” folder will be created right on your Desktop



If you installed somewhere else, use your Windows Explorer to find the folder





Thank you

If you have questions or concerns, please email the
Work Zone team at workzone@nsc.org