



# Eliminating Preventable Deaths Public Opinion Poll

May, 2019

## Objective

The overall objective of this research is to provide the National Safety Council with an understanding of public perceptions of the importance and impact of accidental or preventable deaths compared to those of other causes of death and injury.

## Methodology

This research was conducted with Toluna Group's proprietary panel of pre-screened, validated, de-duplicated and well-profiled respondents. Sample outgo (invitations) and completes were monitored and weighted to ensure returns were balanced to US Census for age, gender, geographic region, income, and ethnicity.

To qualify for the study, respondents had to:

- Live in the United States
- Be 18 or older


A total of 2,000 surveys were completed from April 30<sup>th</sup> to May 9<sup>th</sup>, 2019.

Statistical significance is not shown in this report, but at the 95% confidence level +/- 2% is considered significant.


**Questionnaire with results**

(Unless otherwise notes, sample size is all respondents, n=2,000)

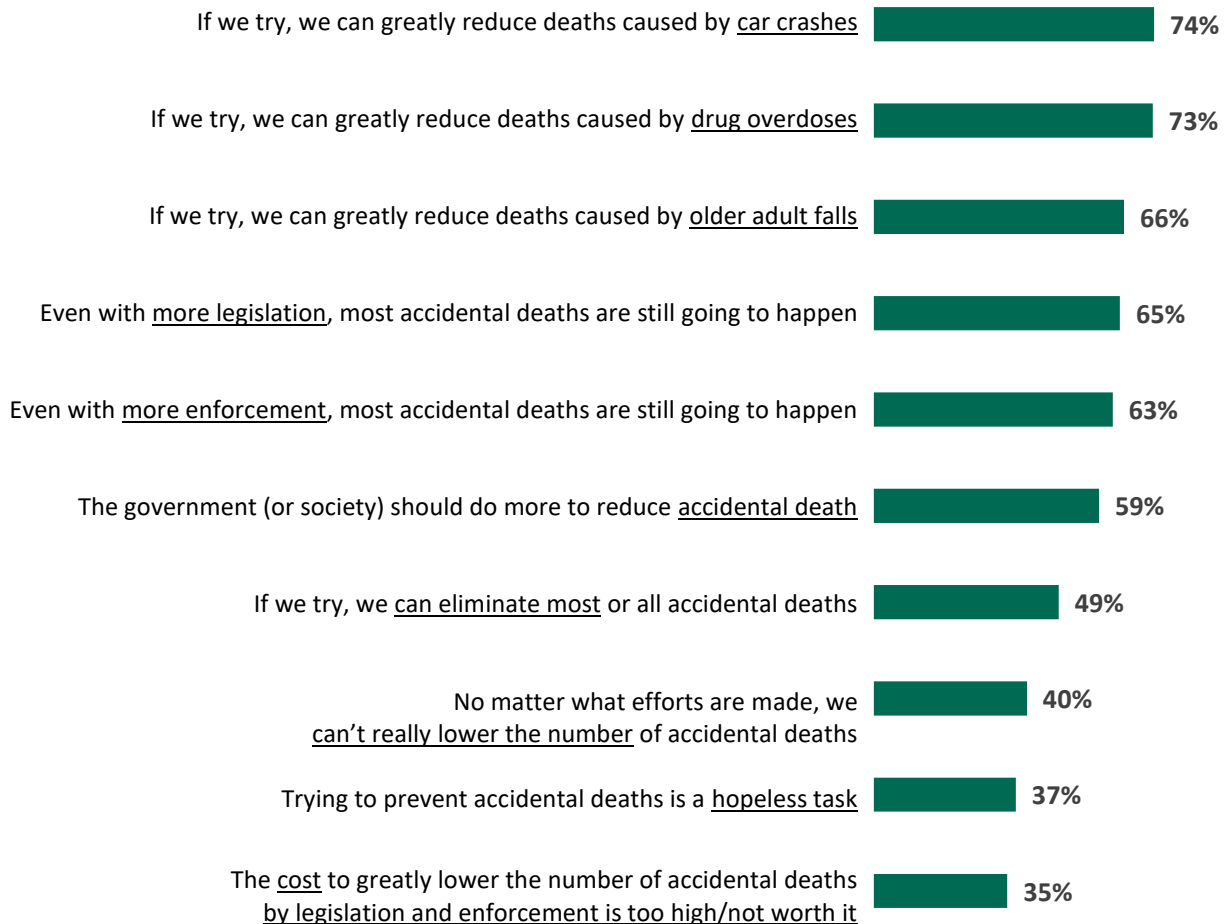
1. Where do you feel safest from risks of accidental injury?



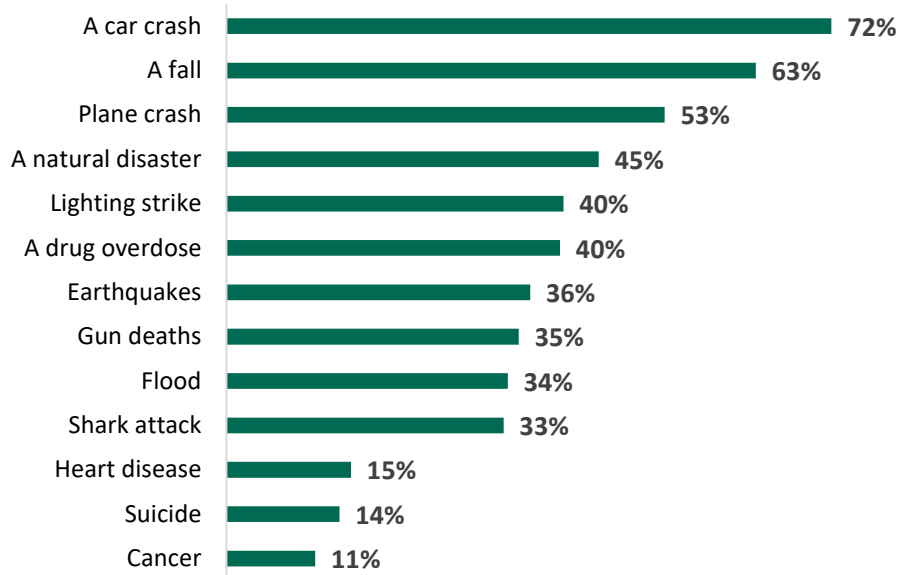
2. Where do you feel safest from risks of accidental death?



3. Please rate your agreement with each of the following statements. (Underlining added for reporting)  
(% Saying Strongly or Somewhat Agree)



4. When you hear “accidental death” what do you think of? (SELECT ALL THAT APPLY)



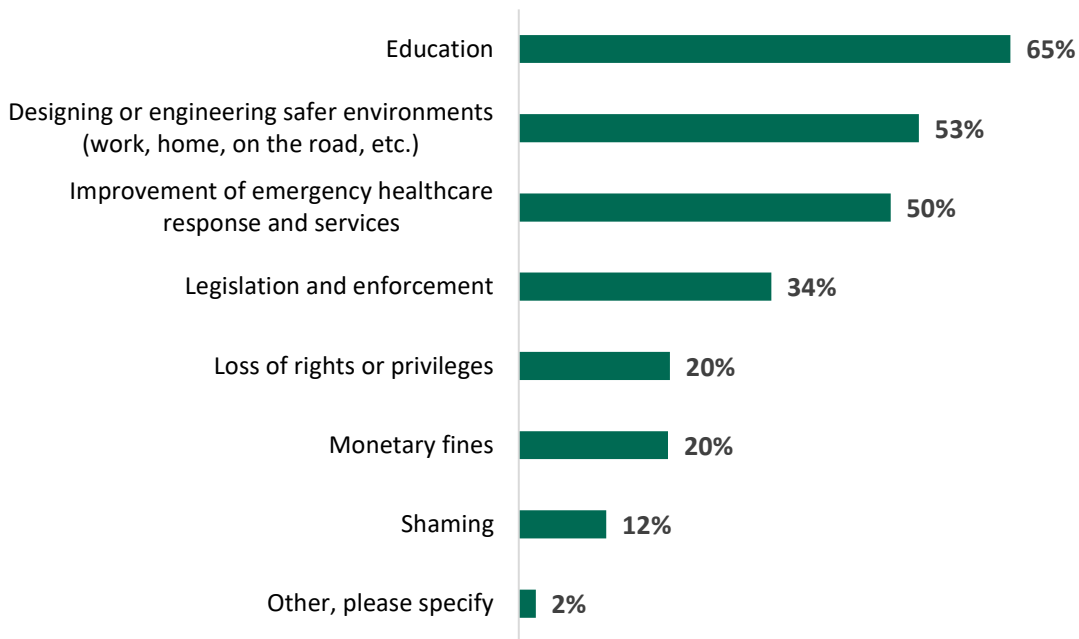
5. Please rank the following in terms of what kills the most people each year.

	1 <sup>st</sup>	2 <sup>nd</sup>	3 <sup>rd</sup>	4 <sup>th</sup>
<b>Disease</b> – where an illness is the direct cause of death	38%	27%	18%	17%
<b>Accidental</b> – where the cause of death was unintentional or preventable	34%	32%	20%	14%
<b>Homicide</b> – where another person takes the life of the person	18%	25%	33%	24%
<b>Suicide</b> – where the person takes their own life	10%	15%	30%	45%

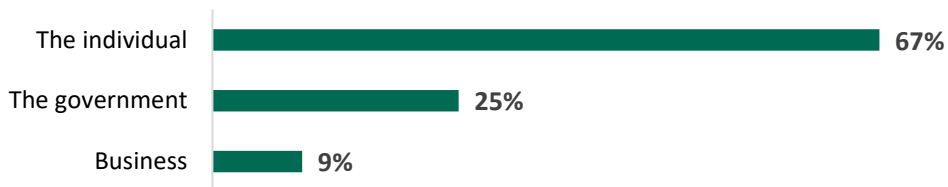
6. Which of the following do you feel it is most important to try to prevent?



7. The best ways to eliminate accidental deaths is through...? (SELECT ALL THAT APPLY)

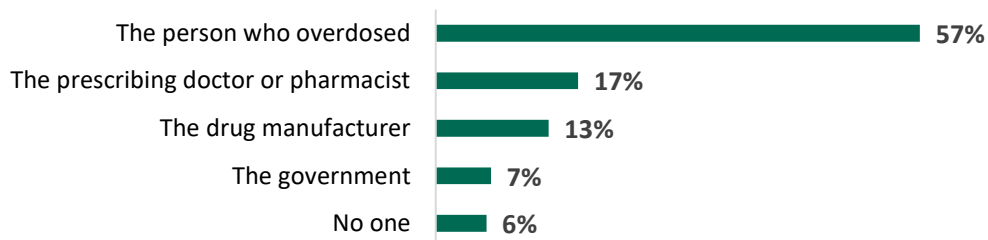


8. Who should play the biggest role in eliminating/preventing accidental deaths?

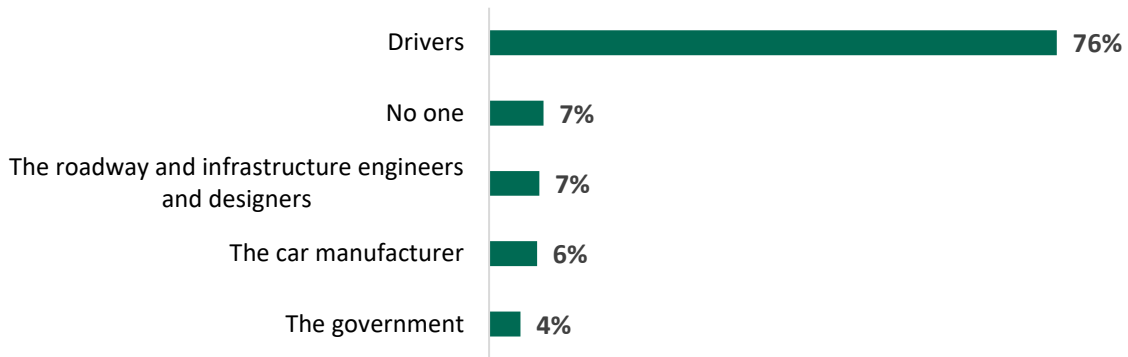


[BLOCK ROTATION FOR Q9-11]

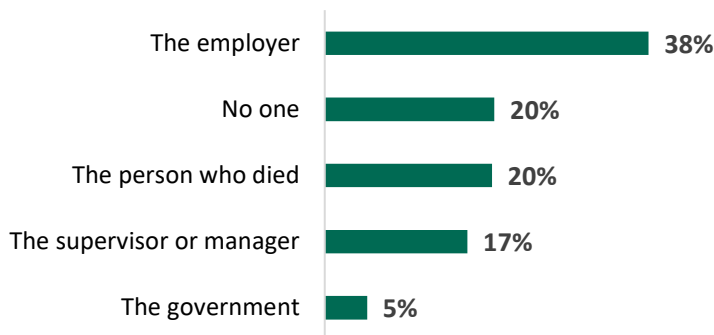
9. Who is most often to blame when there is an accidental death caused by opioid overdose?



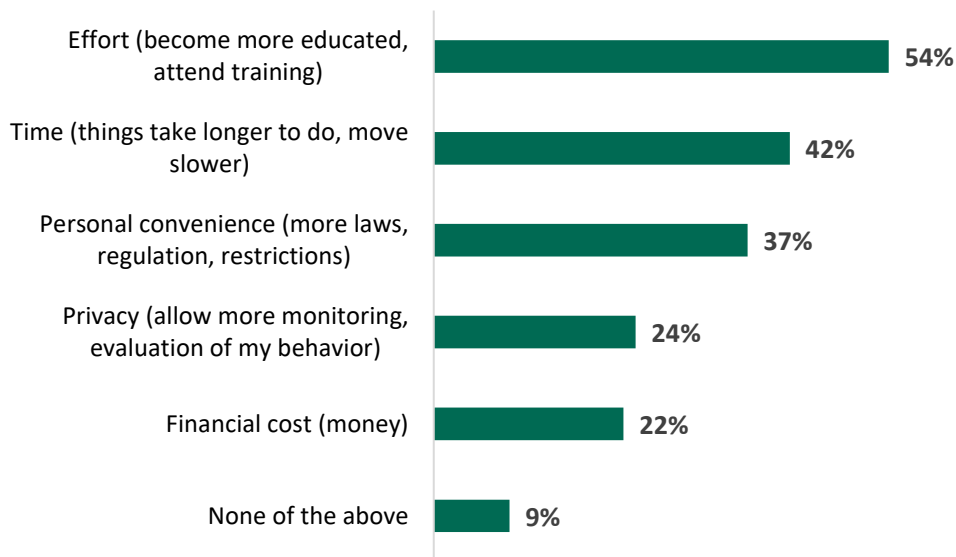
10. Who is most often to blame when there is an accidental death caused by car crash?



11. Who is most often to blame when there is an accidental death in the workplace?



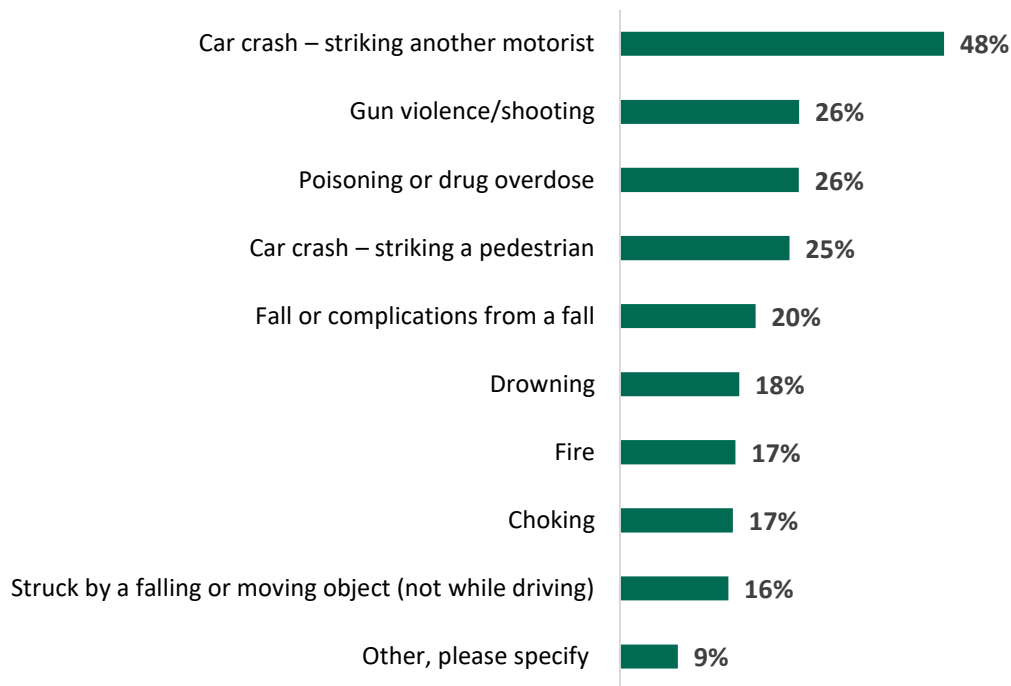
12. What price would you be willing to pay to eliminate (reduce, lower) accidental death?



13. Has someone you personally know or love been killed accidentally?

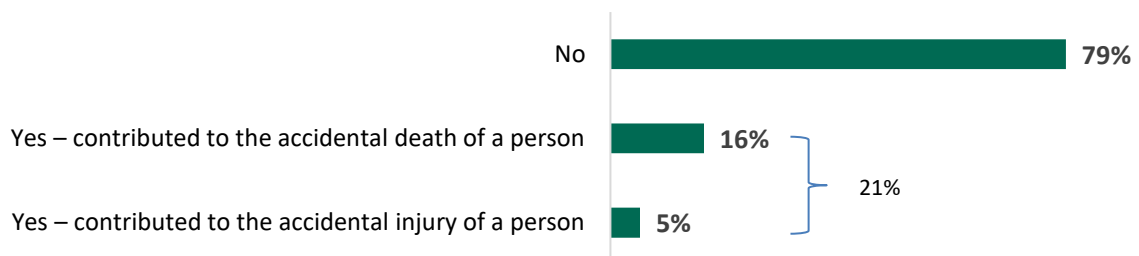


14. (IF YES IN Q13) Which of the following best describes the circumstances? (SELECT ALL THAT APPLY) (n=899)



*Note: Other comments are centered on variations of car crashes.*

15. Have your actions or inaction ever contributed to the accidental death or injury of another person?



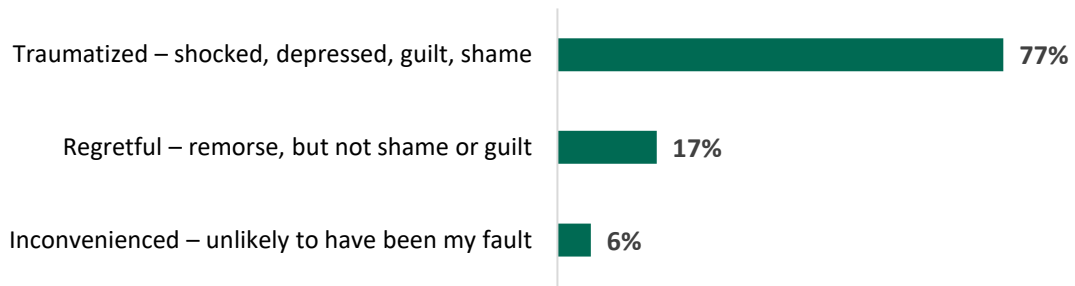
16. (IF YES in Q15) Which of the following best describes the circumstances? (SELECT ALL THAT APPLY)

	Total (n=417)	Yes – Accidental Death (n=331)	Yes – Accidental Injury (n=103)
Car crash – striking a pedestrian	39%	40%	32%
Car crash – striking another motorist	38%	42%	27%
Fall or complications from a fall	33%	35%	26%
Fire	28%	33%	10%
Choking	26%	30%	14%
Gun violence/shooting	26%	31%	10%
Drowning	26%	39%	15%
Struck by a falling or moving object (not while driving)	24%	28%	12%
Poisoning or drug overdose	23%	26%	13%
Other (specify)	3%	1%	9%

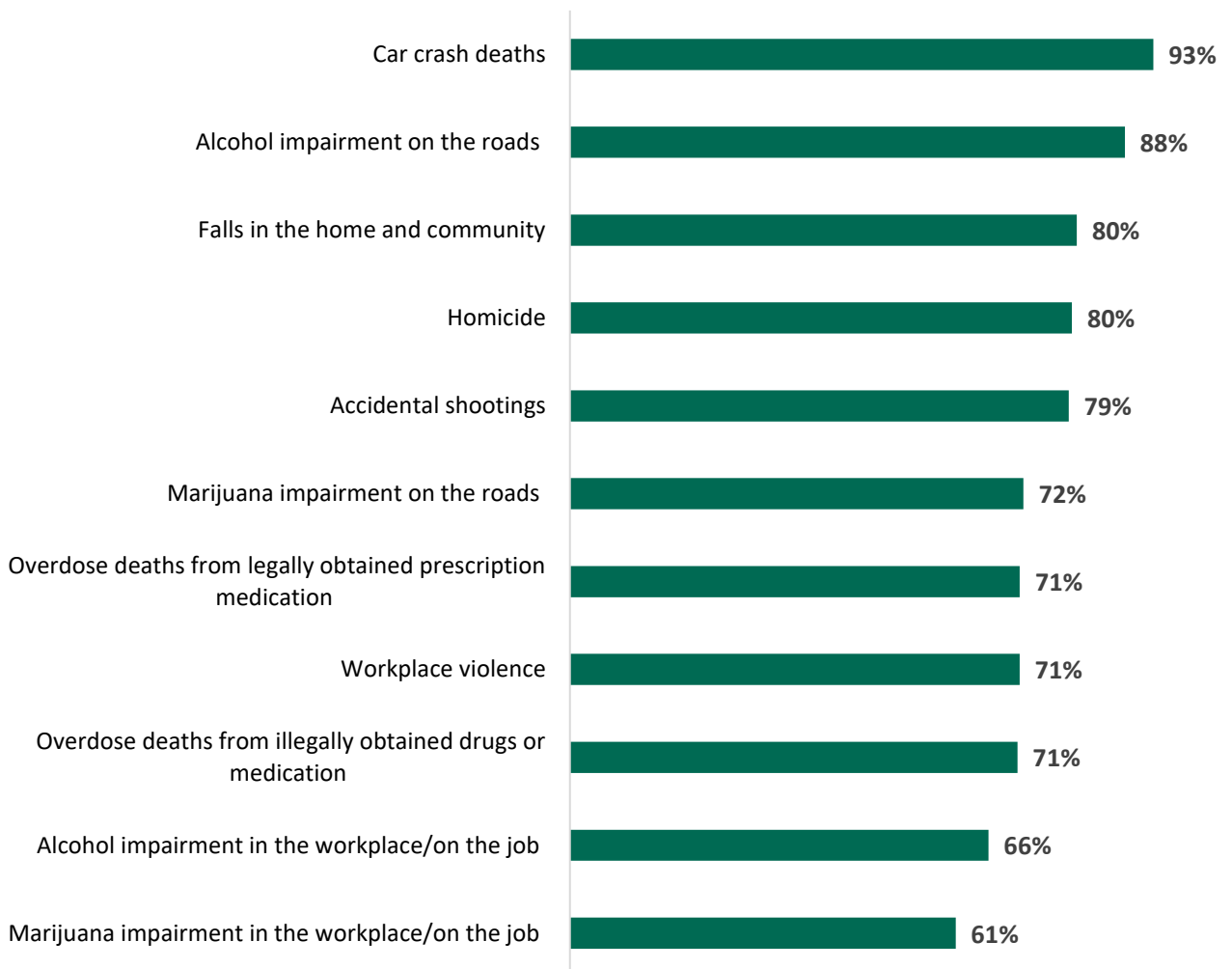
17. (IF YES IN Q15 ) How would you describe your reaction to that event? Would you say you were...? (SELECT ALL THAT APPLY)

	Total (n=417)	Yes – Accidental Death (n=331)	Yes – Accidental Injury (n=103)
Traumatized – shocked, depressed, guilt, shame	44%	44%	46%
Regretful – remorse, but not shame or guilt	31%	28%	38%
Inconvenienced – unlikely to have been my fault	25%	28%	16%

18. (IF NO IN Q15) Which of the following best reflects how you would feel if you were to be involved in the accidental death of another person? (SELECT ALL THAT APPLY) (n=1,583)

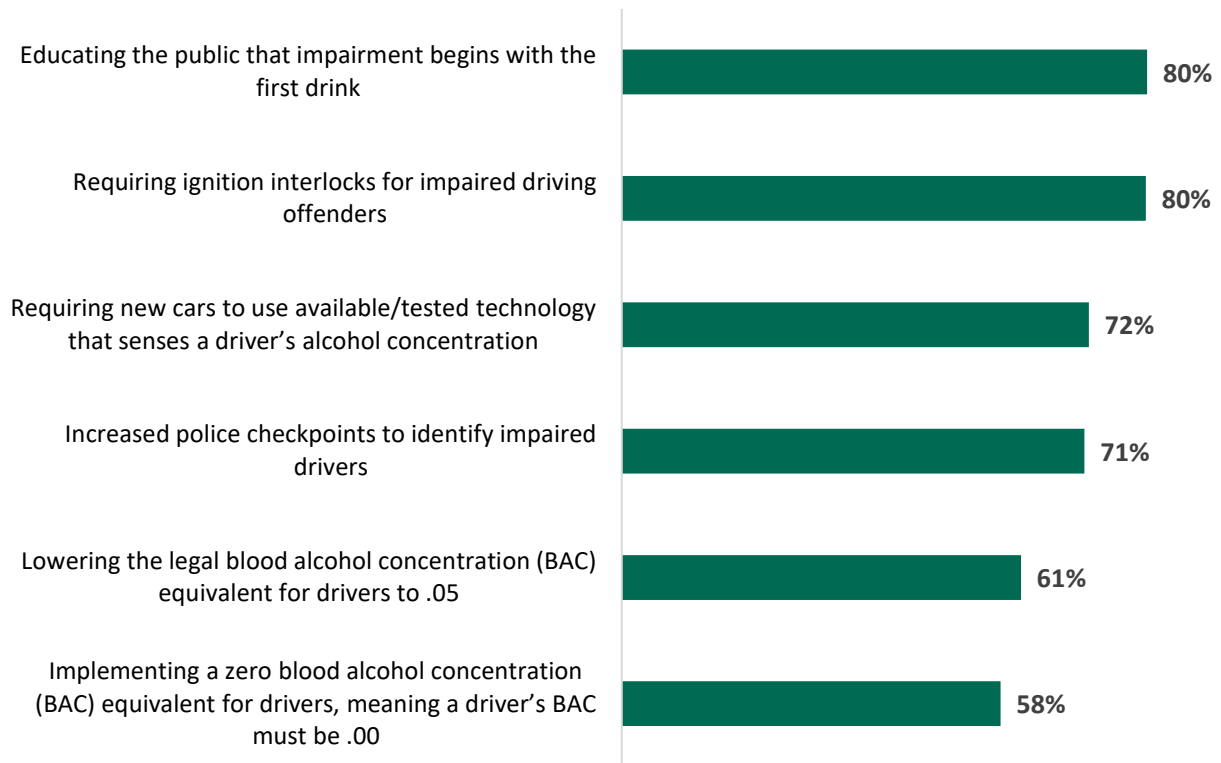


19. How concerned are you about the following in terms of risk to you and those you care about? (% Very/Somewhat Concerned)

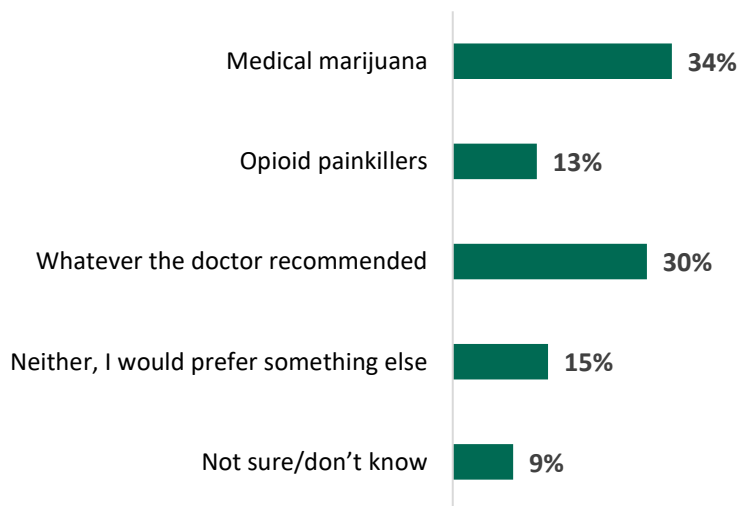




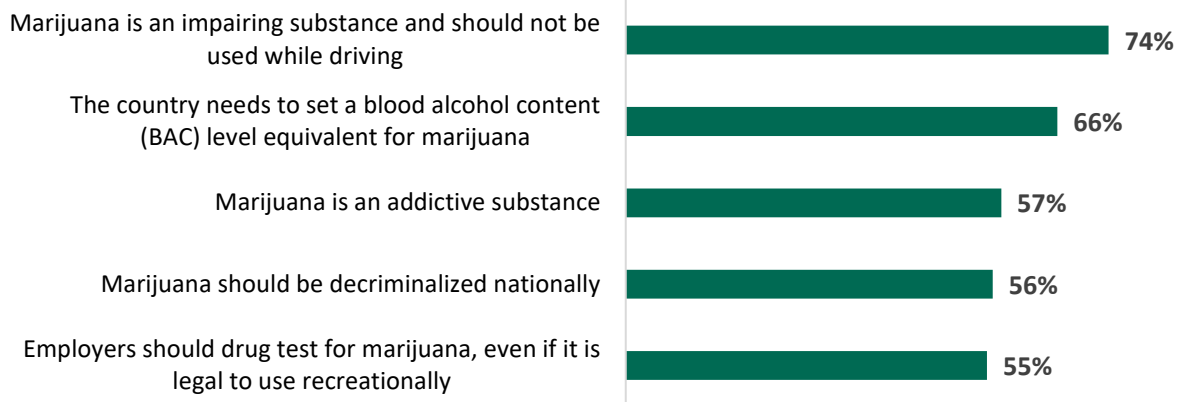
20. How strongly would you support or oppose the following  
(% Saying Strongly/Somewhat Support)



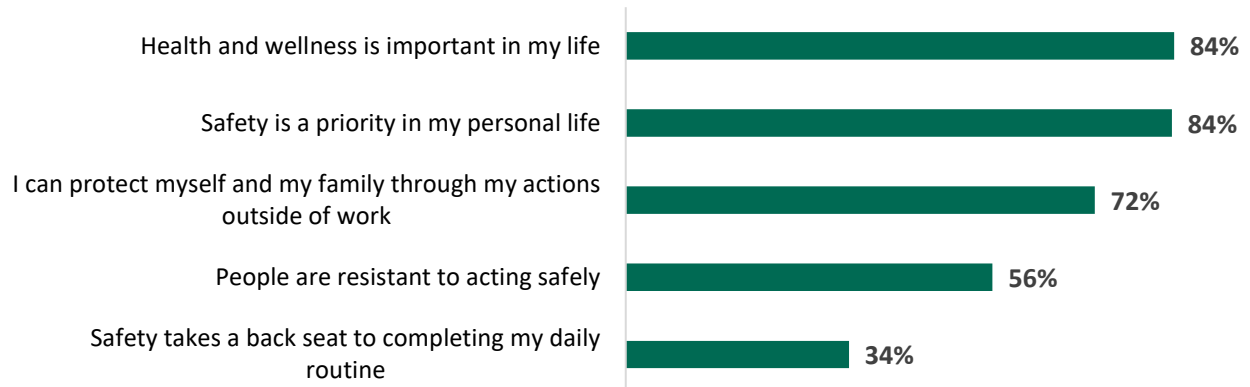
21. 33 states have legalized the use of marijuana for medicinal purposes. Assume you had severe pain that required a prescription and that you lived in a state with legal medicinal marijuana use, which of the following would you prefer be prescribed to treat your pain?



22. Please rate your agreement with each of the following statements.  
 (% Saying Strongly/Somewhat Agree)



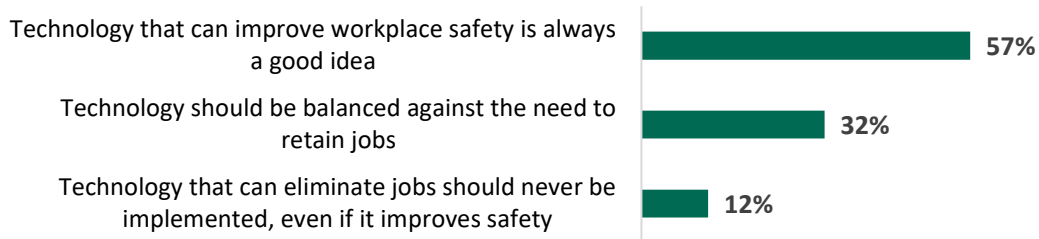
23. Thinking about safety in your personal life (outside of work), rate your agreement with the following statements.  
 (% Strongly/Somewhat Agree)



24. Now, thinking about safety in your current workplace, rate your agreement with the following statements.  
 (% Strongly/Somewhat Agree)

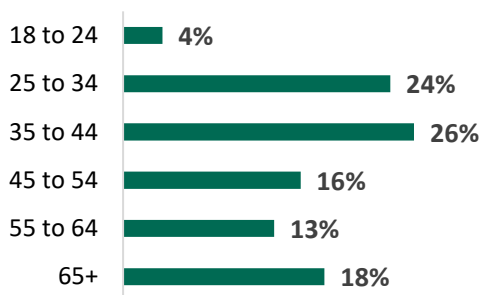


25. Which of the following best represents your attitude toward technology that can improve safety in the workplace?



**Demographics (most are to balance national sample)**

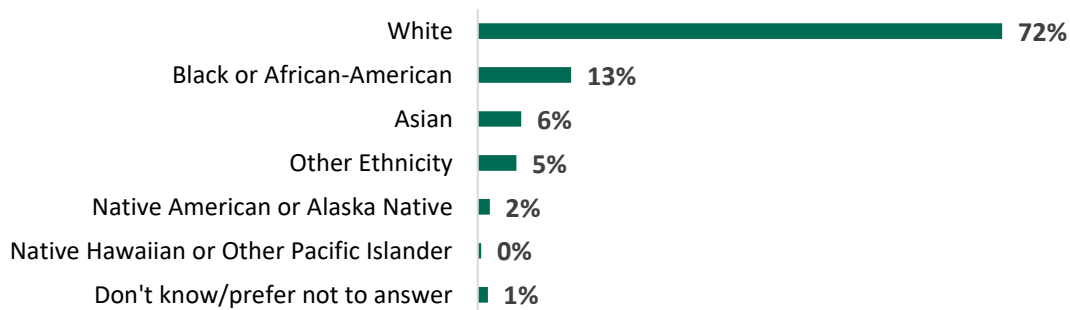
26. Which of the following categories includes your age?



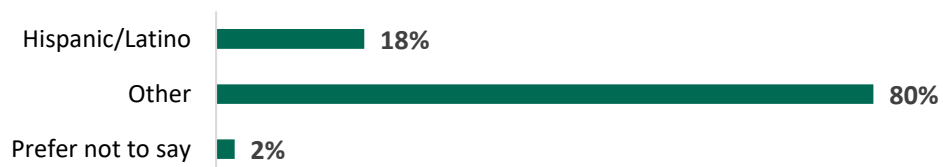
27. Are you...?



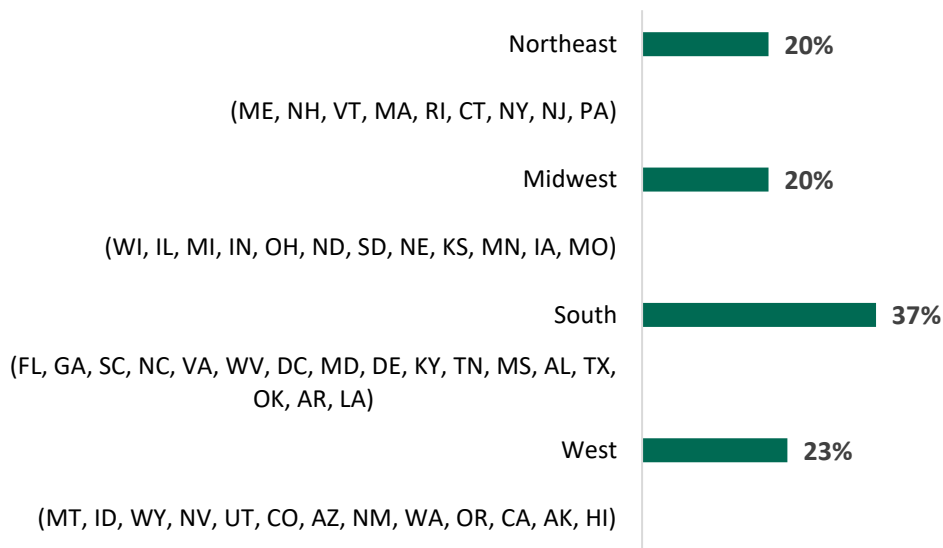
28. Which of the following categories best describes your race?



29. Are you,,?



30. Which state do you currently live in?



31. Regarding your employment, are you currently full-time or part-time?



If you have additional questions about the content of this summary, please contact the National Safety Council at [media@nsc.org](mailto:media@nsc.org).